


# CHILDPLAY

## RESOURCES



**The Big Idea:**  
Hope and Belonging


Adapted by Dwayne Hartford

From the book by Kate DiCamillo

Music by Kyle Sorrell

Directed by Debra K. Stevens

# Meet the Team



## Cast

Traveler ..... Katie McFadzen  
Musician/Edward ..... Kyle Sorrell  
The Man ..... John Knispel  
The Woman ..... Cassie Chilton  
The Young Man ..... Connor Dunning

## Creative Team

Director ..... Debra K. Stevens  
Playwright ..... Dwayne Hartford  
Composer ..... Kyle Sorrell  
Music Director ..... Michelle Chin  
Stage Manager ..... Jayden Dudley  
Scenic Designer ..... Jeff Thomson  
Costume Designer ..... Addy Diaz  
Props Manager ..... Natalie Ward  
Lighting Designer ..... William Kirkham



### Sponsors


Field trip discounted ticket prices are underwritten by Susan Goldsmith.

# What the Play is About

Edward Tulane is a rabbit made of fine china and the favorite toy of a girl named Abilene. He wears handmade silk suits, has a wide collection of hats, and even owns a tiny gold pocket watch. He is also proud and very selfish. Though he is loved deeply by Abilene, Edward doesn't truly understand what love means. He only cares about himself.

Everything changes when Edward is accidentally thrown overboard during an ocean voyage. He sinks to the bottom of the sea, where his fancy clothes rot away. Years pass before a kind fisherman and his wife find him and bring him home. They put Edward in a dress, call him Susanna, and love him like the child they lost. Just as Edward begins to understand what it feels like to be cared for, he is taken from them and thrown into a garbage dump.

There, he is found by Bull and his dog Lucy. Bull is referred to as a "hobo" (someone who travels the country by train, looking for work). Edward joins Bull and Lucy on the rails, experiencing a new kind of freedom and friendship. But when Bull is confronted by the authorities, Edward is thrown off the train, separated from Bull and Lucy, and alone once more.



After a short time stuck as a scarecrow in a field, Edward is rescued by a boy named Bryce, who brings him home for his sick sister, Sarah Ruth. Edward becomes her beloved toy and feels real love for the first time. But Sarah Ruth's illness worsens, and she dies, which breaks Edward's heart.


Grieving, Bryce goes to the city with Edward. At a restaurant, when he cannot pay the bill, the angry restaurant owner smashes Edward's porcelain face. Bryce takes the broken toy to a dollmaker, who agrees to fix Edward, but only if he can keep him and sell him in his shop.

Beautifully restored, Edward is placed in the store window, waiting. But Edward's heart is still broken. He is afraid: afraid to be loved, afraid to hope, afraid to lose again. Other dolls remind him of the joy that love can bring, even when it hurts.

One day a woman stops at the window. It's Abilene, now grown up. She can't believe her eyes. After all this time, she has found the rabbit she once loved so dearly. Edward has grown as well: his long and miraculous journey has changed him. He has learned to love and be loved.

# Themes of the Show

- Hope
- Belonging
- Love and Loss
- Finding Your Way Home



## Talk About It!



### Start a conversation before the show:

- ★ What do you know about the story of Edward Tulane? How do you think the play will be different from the book? What do you hope stays the same?
- ★ What does “home” mean to you?
- ★ Have you ever lost something you loved? How did it make you feel? What did you do to cope with the loss?
- ★ Think about the people who have been a part of your life so far. Who has had the biggest effect on you?

### Start a conversation after the show:

- ★ What lessons does Edward learn on his journey?
- ★ How did your opinion of Edward change during the play?
- ★ Edward gets frustrated when people don't understand what he wants or needs. Have you ever felt that way? What can you do to change that?
- ★ Lawrence tells Edward if he keeps his eye on the North Star he'll never be lost. What keeps you going in the right direction?

# Discover It!



## Real-Life Connections

Edward Tulane's journey takes place during the 1930s, and the history of that time period is woven into the fabric of the story. Here are some of the stories behind the story you see onstage:

- Abilene's family sets sail on the Queen Mary, a famous British ocean liner that sailed across the Atlantic from 1936 to 1967. It was known for its speed, luxury, and size. The Queen Mary was used to carry thousands of soldiers during World War II and is now a floating museum and hotel in Long Beach Harbor, California.
- The story takes place during the Great Depression, a period of struggle that began in 1929 and lasted through the 1930s. A stock market crash led to bank failures, the loss of people's life savings, and the closure of factories and businesses. The government created programs to help those in need, but many were out of work or badly underpaid until World War II began.



- Bull and his friends are hobos, people who have no permanent place to live and travel around in search of work, often by secretly hopping onto trains.



- Bryce and Sarah Ruth live in the Dust Bowl, a part of the Midwestern U.S. that suffered a terrible drought (lack of rain) and dust storms during the 1930s. The drought ruined farmland and made life even more difficult for farmers who were already struggling due to the Great Depression. Many were forced to move to California in search of work.

## What About Love?

- Love comes in lots of different "flavors." You can feel love for yourself, other people, animals, objects, and even ideas, and each kind of love feels different!
- Love helps your brain work better. Feelings of love activate parts of your brain related to language, memory, and attention. Love also boosts your mirror neuron system, which connects you to the person you love and helps you anticipate their actions!
- Love is good for your health! Feeling loved reduces the stress hormones in your body and makes you calmer and happier.



# Create It!



## Edward's Many Lives

Imagine Edward Tulane's miraculous journey has brought him to YOU. Who would he become if he was your companion? Create a new identity for him - and design an outfit to go with it!

You will need:

- ★ printable template (on the next page)
- ★ coloring tools
- ★ optional: lined paper for story writing



1

Choose an identity for Edward. Perhaps he's a superhero, a magician, a space explorer, royalty...or something totally original and fun!

2

Design his outfit. Would you dress Edward in clothes you already have, or create an outfit out of fabric or other found objects? Draw your outfit on him and color it in. You can even add a hat, jewelry, or other accessories.

3

Give him a name. During the play, Edward lives as Susanna, Malone, and Jangles. What would you name him? Add his new name to your drawing.

4

Create an "Edward's Many Lives" gallery wall with all of the drawings from your class!




### Possible Extension:

Write a story about Edward's life with you. Be sure to include how and where you find him, the things that happen to the two of you while you're together, and how he leaves your care for the next stop on his journey.

# Edward's Many Lives

Name:

Edward's New Name:



# Imagine It!



## Family Photos

Edward becomes a member of many different families, and each family teaches him something new about love. Capture those special family moments through this collaborative tableau activity.

1

A tableau is a frozen picture we make with our bodies, like a living photograph. Begin by choosing the moments you want to capture. Choose one from each of Edward's families. Think about what was happening in that moment and how the characters are feeling, especially Edward.

2

Designate an area of the classroom as the "stage" and another area (or students' seats) as the audience. Beginning with the first moment you've selected, invite one volunteer to take the stage as a character from that family and strikes a pose. Remind them that a person's body language and facial expression tells us a lot about how they are feeling!

3

Add on characters one by one until you have the full picture! It's okay for participants to relax in place as the tableau is being constructed.

4

Count down to a "3...2...1...freeze" so the audience can see the completed picture. They can even take a picture with their imaginary camera to capture the moment.



5

Give the audience the opportunity to comment on what they see. Ask questions like "What do you see?" and "How do you know?" Try to highlight strong choices that reveal relationships or emotion.

6



Repeat with each of the moments you've chosen, giving everyone who wants to participate a chance to be onstage!

# Share It!



## Classroom Constellation

Edward looks at the stars to find constellations (shapes made from many stars). These constellations give Edward comfort and remind him of the people he has met along the way. Create a unique constellation made up of the connections between the people in your classroom.

You will need:  a ball of yarn (or a very long string)  
 a large space to form a circle



1

Stand in a circle and choose someone to start the constellation. Give them the ball of yarn.

2

The person with the yarn states something about themselves that they think others in the class might share. Consider a wide variety of possible commonalities, like:

- Personality traits (“I am funny”)
- Physical characteristics (“I wear glasses”)
- Biographical details (“I have lots of cousins”)
- Preferences (“I love cheese pizza”)

3

Anyone who shares that commonality raises their hand. The first person holds on to the loose end of the yarn and passes the rest of the ball to one of them. The new yarn holder states a new commonality, then keeps hold of the string and passes the rest of the ball to someone new who shares it.

4

Continue passing the yarn until everyone has shared and is holding onto the string. Try not to pass in a circle; the constellation will look more interesting with a detailed pattern!

5

As you hold the yarn, look at the beautiful shape the class has created. What do you notice about this constellation? What did you learn about your classmates? How did this activity make you feel?



# Read About It!




Keep the conversation going! Check out this list of books connected to the ideas and themes in “The Miraculous Journey of Edward Tulane: The Musical”!



**The Puppets of Spelhorst**  
By Kate DiCamillo  
Ages 7-10




**Little Robot**  
By Ben Hatke  
Ages 6-9



**Where the Mountain Meets the Moon**  
By Grace Lin  
Ages 8-12




**The Velveteen Rabbit**  
By Margery Williams Bianco  
Ages 3-7




**Webster: Tale of an Outlaw**  
By Ellen Emerson White  
Ages 8-12




**Kafka and the Doll**  
By Larissa Theule  
Ages 4-8



**Wingwalker**  
By Rosemary Wells  
Ages 7-10




**Toys Go Out**  
By Emily Jenkins  
Ages 5-9



**Milo Imagines the World**  
By Matt de la Peña  
Ages 4-8



**The One and Only Ivan**  
By Katherine Applegate  
Ages 8-12




**The Teddy Bear**  
By David McPhail  
Ages 3-6

# Extend It!

The play is just the beginning - there's always more to learn. Scan the QR code or [click here](#) to dig deeper into what interests you!

- ★ Get to know author Kate DiCamillo!
- ★ Explore the constellations!
- ★ Learn more about the Great Depression



## Extend the Experience!

Bring a professional Teaching Artist to your classroom to lead an arts-based, standards-driven lesson connected to the play.

Email us at:

[CPEducation@childsplayaz.org](mailto:CPEducation@childsplayaz.org)

## #SHAREWITHUS

Follow us on social media and share your comments & photos!

**#ChildsplayAZ**

**#EdwardTulaneMusical**

We also love getting mail!

Childsplay Theatre  
Education Team  
900 S. Mitchell Drive  
Tempe, AZ 85281

## About Childsplay

Our mission is to ignite imagination, wonder and joy by creating strikingly original theatre and learning experiences that inspire young minds to explore and soar.

For more information:

[childsplayaz.org](http://childsplayaz.org)



ChildsplayAZ



childsplayaz



@childsplayaz