

ABOUT THE SHOW

THE GUIDE!

Dreamers is a story about perseverance and hope. In a border state like Arizona, Dreamers is so relevant because we see these issues unfolding right before our eyes. The story is about one journey of a mother and child as they navigate the complicated environment of a new life in a new city, that often times, reminds them of their otherness.

With the love of each other and the power of creativity, words and lucha, this family creates a whole new world of possibilities that allows them to continue to dream of a new future for themselves.

The story moves back and forth between the world of the artist and the world of her story as she reveals and recalls how she (and baby!) gained a foothold in a new country (through reading/learning the language) and established her voice as a storyteller.

The play is also a love letter to the artist and activist mothers of the world. Thank you for your wisdom and strength.

-

Ricky, Anya, Rachel, Rudy and Jenny



THE TEAM

Dreamers

From the book by Yuri Morales

Adapted by: Ricky Araiza

Performed by Luz Navarro

Directed by Ricky Araiza

Sound Design: Rachel Solis

Costume Designer: D. Daniel Hollingshead

Technical Director: Anthony Lee

Media Designer: Rodolfo Marron III

Music: Marc David Pinate

DISCUSS

- ★ What dreams do you have for your life? What is your hope for your future?
- ★ Have you ever been in a place that you were unfamiliar with? What happened? How did it make you feel?
- ★ We all have gifts to share with the world. What gifts did the mother and son bring from their culture to share in their new home?
- ★ What did the library do for the mother and her son? Why did she call this a place of amor (love)?
- ★ What does it mean to make our voices heard? How can we effect change in our community?

EXTEND THE EXPERIENCE!

Bring a professional Teaching Artist to your classroom to lead an arts-based, standards-driven lesson connected to the play. Email us at:

CPEducation@childisplayaz.org

EXPLORE

Perseverance Profile


Dreamers is an adaptation of the picture book of the same title by Yuri Morales. The book is based on the true story of the perseverance and determination demonstrated by Morales and her young son navigating a new life as immigrants in the United States. Real stories of the perseverance are all around us.

In this activity, you will conduct an interview with an individual who overcame an obstacle to achieve a personal dream/goal. Following the interview, write a short article chronicling this person's story of perseverance. Be sure to highlight the 5 W's of the individual's experience in your writing.

Ideas for Interview Questions

1. What was the biggest obstacle you overcame in your life or career?
2. When you found yourself faced with this obstacle what steps did you take to begin the process of overcoming this challenge?
3. Who were your mentors and inspiration as you worked through this process?
4. When did you feel like you hit a turning point with this obstacle? When did it get easier?
5. What kept you going during this time?
6. What advice would you have for someone going through a similar experience?

DISCOVER IT



Vocabulary Words

Palabras de Vocabulario

Throughout the story, our main character learns English and becomes bilingual! This means that she speaks two languages - English and Spanish.

Did you recognize any of the words in Spanish? Were there any places or names you were unfamiliar with? Here are some words or phrases to help you!

Migrantes- a person who attempts to permanently relocate to a new country

Ancestors- a person from whom one descended

Caminantes- walkers

Suspicious- tending to cause or excite suspicion; questionable

improbable- unlikely to be true or to happen

Unbelievable - too dubious or improbable to be believed

Surprising - causing wonder or astonishment

Unimaginable- difficult or impossible to believe

Trust- confident expectation of something; hope

Lucha - battle or combat







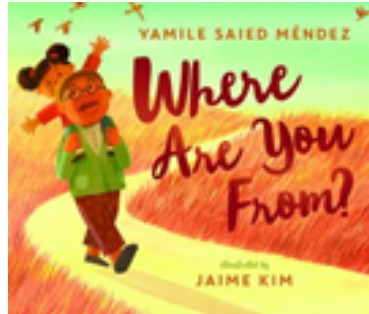

Resilience - the ability of a person to adjust to or recover readily from illness, adversity or major life changes

Hope - the feeling that what is wanted can be had or that events will turn out for the best

Soñadores - dreamers; a person whose ideas or projects are considered audacious; visionary

CHECK OUT THESE BOOKS!

Our fabulous volunteer librarian Sharon put together a great list of books connected to themes in the show.



Want to
Imagine
Together
Online some
more?

Find many other ways to
explore online with Childsplay
here:

childsplayaz.org/imagine-online

CREATE

Make Your Own Book

Dreamers author Yuri Morales not only wrote, but also created rich and detailed illustrations for her book. Now it's your turn to tell your personal story by designing your very own book.

Tips for Creating Your Book

- Determine what part of your life story you would like to tell.
- Create a colorful, eye-catching cover which invites a reader to open your book.
- Use words cut out from magazines for a collage effect.
- Use markers, pencil, and crayons to create variation in your drawings.
- Use textured materials such as fabric, tissue paper or items from nature to illustrate your book.
- Remember to give your book a title!

Elder Statues

The story of Dreamers celebrates the many gifts people bring with them and share when they move to a new place. The mother and son had these gifts of culture, tradition, perseverance, and creativity along with their love to help them navigate the ups and downs of life in a new country.

Think about your family and trusted adults. Is there someone that you look up to? What do you admire about this person? What have you learned from them?

Give students a minute to picture this family member or trusted adult in their mind. They should picture that person's physical qualities and gestures as well as how they embody the admirable qualities students have identified. Ask the students to create a frozen statue (a "tableau") with their bodies to represent the person. The entire class can create and hold their poses all at once, then choose a few students who have made particularly clear choices to demonstrate their statues. Point out the ways in which the things we can see in their body and face help us to understand the qualities of their elder.