



Childsplay's
360° Theatre Resources for Schools



Schoolhouse Rock Live!

Book by Scott Ferguson, George Keating and Kyle Hall

Music and Lyrics by Lynn Ahrens, Bob Dorough, Dave Frishberg, Kathy Mandry, George Newall and Tom Yohe

Directed by Anthony Runfola
Musical Direction by Alan Ruch
Choreography by Molly Lajoie
Scenic Design by Holly Windingstad
Costume Design by D. Daniel Hollingshead
Lighting Design by Tim Monson
Sound Design by Christopher Neumeyer
Projection Design by Limitrophe Films
Stage Manager: Sarah Chanis

The Cast

Tom. Rudy Ramirez
Shulie. Molly Robinson
Dina. Keilani Akagi
George. Eric Boudreau

April 20 - May 25, 2014
Tempe Center for the Arts
Recommended for Ages 6 and up

This production is sponsored in part by:



Themes/Curricular Ties:

music ~ dance ~ grammar ~ the constitution ~ solar system ~ systems of government ~ women's suffrage ~ circulatory system ~ science

About *School House Rock Live!*
and Your Theatre Experience

BROUGHT TO YOU BY
U-S AIRWAYS
WHERE EDUCATION AND IMAGINATION
TAKE FLIGHT

The Story:

Tom, a young teacher is nervous about his first day of teaching. He turns on the television in an attempt to calm his nerves. Suddenly, he is surrounded by three characters who have appeared to help him. They are all a part of him, facets of his personality, and through imagination and song they help him to gain the confidence he needs to teach subjects like grammar, science, math, and social studies. Academic subjects will never seem boring again when *Schoolhouse Rock Live!* explodes onto the Childsplay stage with the songs you loved updated for a whole new generation!

Production History:

TheatreBam Chicago first performed School House Rock Live! in August 1993 in the basement of Chicago's Cafe Voltaire and broke attendance and length of run records. It moved to the Body Politic in 1994 and stayed there for six months while continuing to tour to schools and youth groups during the day. In June of 1995 the show moved Off Broadway and played at the Atlantic and The Lamb's Theatres for a total run of eleven months. School House Rock Live! returned to Chicago's Victory Gardens Theater in April 1996 and later moved to The Theatre Building. The show closed in Chicago in March 1997. Since then it has been produced by many professional and amateur companies throughout the country. This is the fourth time Childsplay has produced the show. It was part of the 1996-97, 1997-98 and 2001 seasons.

The History of School Rock:

The original idea for the School House Rock cartoons came from an advertising executive who noticed his son had a hard time memorizing multiplication tables but knew all of the words to the rock and roll songs he listened to. As a result, a series of animated musical educational short films were created with the first one first airing in 1973 during Saturday morning cartoons on ABC and continued to run until the mid 80s and then again in the 90s with both new and old episodes.



About Childsplay:

Childsplay is a professional non-profit theatre company of adult actors, performing for young audiences and families.

Our Mission is to create theatre so strikingly original in form, content or both, that it instills in young people an enduring awe, love and respect for the medium, thus preserving imagination and wonder, those hallmarks of childhood that are the keys to the future.

What We Do:

In addition to our weekend public performances, we also offer three theatre experiences for our school audiences: Field Trips, School Tours and Artist in Residence Programs. Field trip performances, where students come to the theater and see a production, can be booked by contacting Beth Olson at 480-921-5757. School Tour Performances, where we come to your school or other location and perform, can be booked by contacting Jaime Fox at 480-921-5751. Artist in Residence Programs, where students do theatre activities in the classroom, can be individually designed to meet the needs of your school or can be based on one of our many existing formats (page to stage, creating original work, use of drama to teach curriculum, professional development for teachers), can be booked by contacting Korbi Adams at 480-921-5745.



Our Home:

The Sybil B. Harrington Campus of Imagination and Wonder at Mitchell Park (formerly Mitchell School) is where you'll find our administrative offices, costume shop, prop shop, rehearsal spaces, and Academy classrooms. We love to hear from our audiences. Send your letters and reviews to:

Address: 900 S. Mitchell, Tempe, AZ 85281

Phone: 480-921-5700

Email: info@childsplayaz.org **Web:** www.childsplayaz.org

Facebook: www.facebook.com/childsplayaz

To help enrich and extend your theatre experience, check out the
360° Theatre Resource Center on our website!

We perform at the Tempe Center for the Arts
700 W. Rio Salado Parkway
Tempe, AZ 85281

Theater Etiquette:

It's helpful to review the rules of theater etiquette before seeing a show, especially since this may be the first live theater experience for some of your students. Please take a moment to discuss the following pointers prior to seeing the performance:

- Use the restroom before seeing the show as we do not have intermission during our school performances.
- Stay seated during the performance.
- Be respectful to the performers and other people in the audience by not talking during the performance. Remember, the actors can see and hear the audience just like the audience can see and hear them.
- Appropriate responses such as applause or laughter are always welcome.
- Food, candy, gum and beverages will not be allowed in the theater/during the performance.
- Use of cell phones (including text messaging), cameras or any other recording device is not allowed in the theatre/during the performance at any time.
- Following the performance (time permitting) there will be a brief question/answer session where audience members will have an opportunity to ask the actors questions about the production.



Songs and Thematic Connections:

Verb: That's What Happening (grammar)

A Noun is a Person, Place or Thing (grammar)

Three is a Magic Number (math: counting by 3s)

Sufferin' 'till Suffrage (social studies: women's right to vote)

Unpack Your Adjectives (grammar)

Just a Bill (social studies)

The Preamble (social studies)

Ready or Not Here I Come (math: counting by 5s)

Do the Circulation (science)

Rufus Xavier Sarsaparilla (grammar: pronouns)

Conjunction Junction (grammar)

A Victim of Gravity (science)

Interplanet Janet (science: planets)

Interjections (grammar)

The Tale of Mr. Morton (grammar: subject and predicate)




Tom, the teacher



George



Dina



Shulie


Costume Design renderings
by D. Daniel Hollingshead

The designs for *School House Rock Live!* were inspired by the 1980s. The costume design incorporates the slim suit style that was popular in the 80s. Tom, the teacher, wears a mix of bright colors and the other characters, who represent facets of Tom's personality, are all costumed in the colors that are part of Tom's costume.

The set design by Holly Windingstad (Childsplay design credits include *Click, Clack, Moo* and *Rock the Presidents*) was inspired by the look of video games like Tetris and Mine Craft. Parts of the set were repurposed from the two existing sets from *Rock the Presidents*. The entire set has to break down and fit into the back of a van, so technical director John Emery constructed the box units so they can be easily taken apart and stored.

Technical Tidbits from John:

- The 3 cubes are 3'-9" wide x 2'-6" deep. Assembled, they are 1'3" tall (15"), and when they are folded up for transport, they are 5" tall.
- There are 72 knobs used to assemble the back wall.
- The 'T' cube used 148 bolts to build it.
- It took 3 people a total of 5 weeks to build and paint the show.
- All the wood in the show is from sustainable sources, FSC (Forest Stewardship Council) certified, and domestically produced.



Scenic design and rendering by Holly Windingstad



A sneak peek at Childsplay's production of:

Schoolhouse Rock Live!

Book by
Scott Ferguson, George Keating and Kyle Hall

Music and Lyrics by
Lynn Ahrens, Bob Dorough, Dave Frishberg, Kathy Mandry, George Newall and Tom Yohe



April 20 - May 25, 2014
Tempe Center for the Arts, Theatre
Recommended for Ages 6 and up
www.childsplayaz.org

The Story:

A pop culture phenomenon returns to the musical stage! Academic subjects will never seem boring again when presented through megahits like "Conjunction Junction," "Just a Bill," "Interplanet Janet" and "Three is a Magic Number." *Schoolhouse Rock Live!* explodes onto the Childsplay stage with songs you loved updated for a whole new generation!

Interesting Internet Links:

www.lyricsmania.com/schoolhouse_rock_lyrics.html

-lyrics to SHR songs

www.escapadedirect.com/plwigr.html

-activities that explore gravity

www.funenglishgames.com/grammargames.html

-grammar games for kids

www.kidsastronomy.com/index.htm

-astronomy info and activities for kids

Themes/Curricular Ties:

music ~ dance ~ grammar ~ the constitution

solar system ~ history ~ women's suffrage

circulatory system ~ science

Questions to ask before seeing the production:

- 1) What do you know or remember about Schoolhouse Rock?
- 2) The original songs appeared in cartoon version. How do you think the songs will be performed on stage?
- 3) Which part of grammar includes person place or thing?
- 4) What is the difference between a verb and an adverb?
- 5) When did women first have the right to vote?

Questions to ask after seeing the production:

- 1) Which character was nervous and worried? About what? When have you felt nervous or worried about something? How did you deal with it?
- 2) Which character visited all of the planets?
- 3) The Preamble contains four words that are not included in the song from the show. What are those four words?
- 4) What is the function of a conjunction?
- 5) Which song from the show was your favorite and why?

Books to Check Out:

Women's Suffrage

A Time for Courage: The Suffragette Diary of Kathleen Bowen by Kathryn Lasky

Marching with Aunt Susan: Susan B. Anthony and the Fight for Women's Suffrage by Claire Rudolf Murphy

Science

The Eye of the Storm by Kate Messner

The Magic School Bus Goes to Space by Joanna Cole

Grammar

Eats, Shoots and Leaves: Why Commas Really Do Make a Difference by Lynne Truss

Punctuation Takes a Vacation by Robin Pulver

Activities Connected to Common Core Standards

15

Minute Activity

Try counting by 2s, 3s, 4s, and 5s in groups of 4. Two people take turns counting by 2s to 100 (A says "2", B says "4", A says "6" and so on). If one person makes a mistake, another person from the group rotates in and takes over where their teammate left off. If no mistakes are made, the counting continues with a new round starting every time counting goes over 100. Try and keep the game moving quickly. If you don't know the next number or hesitate too long, let someone else take over. If you succeed at counting by 5s, move on to 6s!

30

Minute Activity

Sit in a circle. Each person must choose a noun to take on vacation. Start the game by saying "When I go on vacation I'm taking my purse (or another noun). The next person says the sentence, that object and then adds a new one and so on. You can also play with verbs. For example, when I go on vacation I'm going to "play," when I go on vacation I'm going to "play and swim" and so on. The goal is for each person to come up with a different word and to remember the whole list (obviously this gets more difficult the longer the list gets).

45

Minute Activity

Divide into 4 groups and assign each group a woman who made a positive impact on women's rights in the USA. Using the internet and/or books, go on a fact finding mission to learn as much about that person as you can in 20 minutes. Prepare a 5 minute presentation that you can share with the class. Make sure that each person in your group takes part in the sharing.

For more extensive resources go to www.childsplayaz.org



Childsplay's
360° Theatre Resources
Printables for Young People



Schoolhouse Rock Live!

Book by Scott Ferguson, George Keating and Kyle Hall

Music and Lyrics by Lynn Ahrens, Bob Dorough, Dave Frishberg, Kathy Mandry, George Newall and Tom Yohe

Directed by **Anthony Runfola**

Musical Direction by **Alan Ruch**

Choreography by **Molly Lajoie**

Scenic Design by **Holly Windingstad**

Costume Design by **D. Daniel Hollingshead**

Lighting Design by **Tim Monson**

Sound Design by **Christopher Neumeyer**

Projection Design by **Limitrophe Films**

Stage Manager: **Sarah Chanis**

The Cast

Tom. Rudy Ramirez
Shulie. Molly Robinson
Dina. Keilani Akagi
George. Eric Boudreau

April 20 - May 25, 2014

Tempe Center for the Arts

Recommended for Ages 6 and up

This production is sponsored in part by:



Delivering more than power.™

Here are some things to think about and some activities to do now that you've seen *Schoolhouse Rock Live!* performed by Childsplay:

- If you could play any of the characters in the play, which one would you want to play? Why? What was your favorite part of the play?
- Think about the costumes, scenery, props, music and projections that were used in the production. What was something about the scenery that you liked? If you were a scenic or costume designer, what would you have done differently? How did the music and projections contribute to the production?
- What was the big problem in the play? How was the problem solved?
- How was the play different from the cartoons? Which Schoolhouse Rock songs weren't included in the play? Which song was your favorite?



We love to hear from our audiences. Send your comments, questions and/or reviews to:

Childsplay
900 S. Mitchell Dr.
Tempe, AZ 85281

or you can email us: info@childsplayaz.org

For more information about Childsplay including information on our Academy classes for students, go to our website:

www.childsplayaz.org

Fill in the blanks!

Today I saw Schoolhouse Rock Live! at Childsplay. It was _____ and _____.
(adjective) (adjective)

When I walked into the building I saw _____ and _____. When the show started, I
(noun/s) (noun/s)

heard _____ and saw _____. The actors were _____ around the
(noun/s) (noun/s) (verb)

stage. As I watched the show, I felt _____. _____, it sure was a
(adjective) (interjection)

_____ performance!
(adjective)

Word Search

Find the hidden words in the puzzle. Words can be backwards, diagonal, across, up or down. Cross the words out as you find them.

BILL
CONJUNCTION
DANCE
INTERJECTION
MATH
NOUN
NUMBERS
PREAMBLE
ROCK
VERB
VOTE
CIRCULATION
GRAVITY
MUSIC
PLANETS
SCHOOLHOUSE
ADJECTIVE

A	I	E	Y	I	W	G	G	B	T	S	I	Y	M	C	O	F	T	Z	I
X	Q	N	P	Y	J	W	J	M	C	I	G	Q	P	O	B	R	E	V	M
U	G	H	T	W	M	B	S	H	L	J	P	R	C	N	Z	G	Q	S	T
J	A	N	Z	E	Z	K	O	V	W	J	O	V	T	J	D	C	V	W	N
Y	P	B	X	N	R	O	Z	V	O	T	E	T	M	U	S	U	P	M	P
Z	S	D	T	C	L	J	S	N	V	S	S	Y	E	N	P	R	Q	X	P
A	Y	K	F	H	I	W	E	G	C	P	H	H	L	C	C	M	F	G	I
U	V	A	O	K	M	E	B	C	J	P	W	L	B	T	B	L	R	D	X
B	I	U	A	B	K	N	Z	Y	T	T	L	C	M	I	B	O	U	X	G
M	S	O	Y	D	Y	F	U	F	X	I	Z	B	A	O	B	Q	D	K	H
E	G	R	A	V	I	T	Y	M	B	C	O	K	E	N	R	A	A	L	Z
H	J	B	Q	G	Y	H	G	E	B	N	T	N	R	Q	N	X	P	I	K
F	X	B	S	J	S	A	R	B	V	E	U	B	P	C	E	C	K	S	K
N	I	C	D	D	J	R	W	Z	T	I	R	O	E	T	X	J	T	M	C
N	O	I	T	A	L	U	C	R	I	C	T	S	N	F	Y	E	M	D	O
U	S	J	G	R	X	O	N	G	W	P	Y	C	M	S	N	V	U	C	R
R	C	C	I	Y	R	J	R	R	N	B	G	P	E	A	F	Y	S	T	P
W	K	R	I	I	G	Q	A	U	N	B	M	O	L	J	T	X	I	Z	O
Z	Y	I	P	U	Y	F	J	O	T	P	A	P	N	G	D	H	C	D	O
P	I	L	H	N	D	J	U	P	N	Q	V	F	U	V	U	A	B	L	L



15 Minute Activities:

1) Try counting by 2s, 3s, 4s, and 5s in groups of 4. Two people take turns counting by 2s to 100 (A says "2", B says "4", A says "6" and so on). If one person makes a mistake, another person from the group rotates in and takes over where their teammate left off. If no mistakes are made, the counting continues with a new round starting every time counting goes over 100. Try and keep the game moving quickly. If you don't know the next number or hesitate too long, let someone else take over. If you succeed at counting by 5s, move on to 6s! *Math: K.CC.1*

2) Have a grammar contest with a friend. Using a timer, write down as many nouns as you can in one minute. Check each other's answers. Reset the timer and try it again with adjectives. Do it again with verbs. Count them all up and find out who wins! *AZ 3.L.5*

3) Find your pulse in your wrist. Count the amount of beats in a 30 second period. Double that and you've got your resting heart rate. Write it down. Walk around the room at a normal pace for 2 minutes. Repeat pulse check and write it down. Do 25 jumping jacks. Repeat pulse check and write it down. How much of a change was there between each pulse check? Make a graph to show the changes. What is happening in our bodies that makes our pulses increase or decrease? *Science: Gr. 2: S1: C3: PO1*

30 Minute Activities:

1) Sit in a circle. Each person must choose a noun to take on vacation. Start the game by saying "When I go on vacation I'm taking my purse (or another noun). The next person says the sentence, that object and then adds a new one and so on. You can also play with verbs. For example, when I go on vacation I'm going to "play," when I go on vacation I'm going to "play and swim" and so on. The goal is for each person to come up with a different word and to remember the whole list (obviously this gets more difficult the longer the list gets). *AZ 2.SL.2*

2) Review the US Constitution. Write a constitution for your classroom that reflects how you want your class to be governed and what powers you want those who govern to have. Post it in your classroom. *SS: S3: C1: Gr.1: PO 3*

3) Make two columns on the board, one for interjections and one for types of relationships (or use the lists on the next page). Play the 3 line improv game. Make a semi circle. The first two people get up and are assigned a relationship. Between them they will take turns saying a total of 3 lines based on the relationship. Each sentence must begin or end with an interjection from the list. Player one then sits and a new person gets up and a new improv begins (each player does 2 rounds). *Theatre: S1: C2: PO*

45 Minute Activities:

1) Divide into 4 groups and assign each group a woman who made a positive impact on women's rights in the USA. Using the internet and/or books, go on a fact finding mission to learn as much about that person as you can in 20 min. Prepare a 5 minute presentation that you can share with the class. Make sure that each person in your group plays a part in the sharing. *AZ 4.W.7*

2) Divide into groups and assign each group a planet that they are from. Use your imagination and decide what types of creatures inhabit your planet (are you human, animal, alien or a combination). Research facts about your planet. Use these facts to help you to create a flag, a greeting and travel brochure for that planet. Give a short presentation about your planet to the rest of the class. *SS: S4: C4: Gr. 3: PO4*

3) Alone or with a partner, write a short story that includes 5 of each of the following parts of grammar: nouns, adjectives, verbs, adverbs, and interjections. Next, type or write out your story but replace the adjectives, nouns, verbs, and interjections with a blank space with the part of speech in parenthesis underneath the line. For example:

The _____ sank.
(noun)

You've just created your own version of a Mad Lib! Make copies of all of the stories and put together a book for each student. *AZ 2.W.3*

Interjections

Ow

Yay

Rats

Snap

Wow

Yikes

Aw

Eek

Hey

Oops

Hooray

Whoa

Relationships

Parent/Child

Teacher/Student

Doctor/Patient

Best Friends

Enemies

Boss/Employee

Pet/Owner

Celebrity/Fan

Coach/Athlete

Grandparent/Grandchild

Neighbors

Waiter/Customer

Sample Improv:

Relationship~ Doctor/Patient

Player 1: Ow, that really hurts!

Player 2: Wow, I hardly touched you.

Player 1: Hey, am I gonna live, Doctor?



Childsplay's 360° Theatre Resources for Schools
Pre and Post Show Discussion Questions for *Schoolhouse Rock Live!*
2013-2014 Season
www.childsplayaz.org

Questions to Ask Before Seeing the Production:

- 1) How is going to the theatre different than going to a movie? Talk about the many differences.
- 2) What do you know about *Schoolhouse Rock*? What do you remember about the original cartoons? Who are some of the characters that you remember from the cartoons?
- 3) The original *Schoolhouse Rock* was a series of short musical cartoons. How do you think the songs will be performed on stage?
- 4) Which part of grammar includes person, place, or thing?
- 5) What is the difference between a verb and an adverb?
- 6) When did women first have the right to vote? Why were they previously denied the right to vote?
- 7) If you could travel to any planet in the solar system, where would you go and why?
- 8) Sometimes we feel anxious or nervous before a big event. What are some situations that might make us feel anxious or nervous (first day of school)? What do you do to help yourself when you feel anxious or nervous?
- 9) Everybody learns differently. When you have to learn or memorize something (like spelling words or multiplication tables), what are the techniques that you use?

Questions to Ask After Seeing the Production:

- 1) Which character was nervous and worried? About what? Why do you think he was so nervous? When have you felt nervous or worried about something? How did you deal with it?
- 2) How did the costumes communicate that the other characters were all a part of the teacher?
- 3) The set design was influenced in part by two video games. Which video games influenced the design?
- 4) How were projections (video) used in the production? How did they help to communicate the songs?
- 5) Which character visited all of the planets?
- 6) The Preamble contains four words that are not included in the song from the show. What are those four words?
- 7) What is the function of a conjunction?
- 8) Which song from the show was your favorite and why?
- 9) What is a bill? How does it become law?
- 10) What does the term "suffragette" mean?
- 11) How were the songs in the production different than their cartoon counterparts?
- 12) By the end of the show, the teacher feels confident enough to go into the classroom. What helped him to build his confidence? What are things you can do to help yourself or others feel more confident?



Childsplay's 360° Theatre Resources: *Schoolhouse Rock Live!*

Booklist and Websites

2013-2014 Season

www.childsplayaz.org



The Constitution

Younger Readers

If You Were There When They Signed the Constitution by Elizabeth Levy

Shhhh! We're Writing the Constitution by Jean Fritz

Older Readers

A Kid's Guide to America's Bill of Rights by Kathleen Krull

The Constitution Translated for Kids by Cathy Travis

Music

Younger Readers

Ben's Trumpet by Rachel Isadora

Violet's Music by Angela Johnson

Zin! Zin! Zin! A Violin by Lloyd Moss

Lizard's Song by George Shannon

Singing Away the Dark by Caroline Woodward

Older Readers

Bud Not Buddy by Christopher Paul Curtis

The Year of Shadows by Claire Legrand

The Cricket in Times Square by George Seldon



Dance

Younger Readers

Song and Dance Man by Karen Ackerman

Max by Rachel Isadora

How Can You Dance? by Rick Walton and Ana Lopez-Escriva

Older Readers

Alvin Ailey by Andrea Davis-Pinckney and Brian Pinckney

Ballet Shoes by Noel Streatfield



Grammar

Younger Readers

The Greedy Apostrophe: A Cautionary Tale by Jan Carr

If You Were an Adjective by Michael Dahl

Many Luscious Lollipops by Ruth Heller

Older Readers

Dearly, Nearly, Insincerely: What is an Adverb by Brian P. Cleary

Hairy, Scary, Ordinary: What is an Adjective by Brian P. Cleary

Eats, Shoots and Leaves by Lynne Truss

The Girl's Like Spaghetti by Lynne Truss

Systems of Government

Younger Readers

House Mouse, Senate Mouse by Peter Barnes

Duck for President by Doreen Cronin

D is for Democracy: A Citizen's Alphabet by Elissa Grodin

Older Readers

The Voice of the People: American Democracy in Action by Betsy Maestro

How a Law is Passed by Bill Scheppeler

Prepared by Sarah Sullivan,
www.slatebreakers.com

Women's Suffrage

Younger Readers

You Want Women to Vote Lizzie Stanton? by Jean Fritz

I Could Do That! Esther Morris Gets Women the Vote by Linda White

Older Readers

A Time for Courage by Kathryn Lasky

With Courage and Cloth: Winning the Fight for Women's Right to Vote by Ann Barnum



Circulatory System

Younger Readers

The Magic School Bus Inside the Human Body by Joanna Cole

The Circulatory Story by Mary Corcoran

Older Readers

The Heart: Our Circulatory System by Seymour Simon

Solar System

Younger Readers

The Sun is my Favorite Star by Frank Asch

The Magic School Bus: Lost in the Solar System by Joanna Cole

Star Shapes by Peter Malone


There's No Place Like Space by Tish Rabe

Older Readers

13 Planets: The Latest View of the Solar System by David Aguilar

Our Solar System by Seymour Simon

Black Holes and Other Space Phenomena by Phillip Steele



Interesting Internet Links:

www.lyricsmania.com/schoolhouse_rock_lyrics.html

-lyrics to SHR songs

www.escapadedirect.com/plwigr.html

-activities that explore gravity

www.funenglishgames.com/grammargames.html

-grammar games for kids

www.kidsastronomy.com/index.htm

-astronomy info and activities for kids

<http://www.npr.org/templates/transcript/transcript.php?storyId=168699556>

-interview with Bob Dorough, who wrote, composed and sang many of the SHR songs

<http://itsamadlibsworld.com>

-online Mad Libs for learning grammar (and having fun)

