




Childsplay's
360° Theatre Resources for Schools

BROUGHT TO YOU BY
 **U.S. AIRWAYS**
WHERE EDUCATION AND IMAGINATION
TAKE FLIGHT

The Cat in the Hat

By Katie Mitchell
Adapted from the Book
by Dr. Seuss



Directed by **David Barker**
Scenic Design by **John Emery**
Costume Design by **D. Daniel Hollingshead**
Lighting Design by **Jennifer Setlow**
Sound Design by **Chris Neumeyer**
Stage Manager: **Sarah Chanis**

The Cast

Cat.Katie McFadzen
Boy.Rudy Ramirez
Girl.Kate Haas
Fish.Ricky Araiza
Thing 1.Debra K. Stevens
Thing 2.Rebecca Duckworth

January 26 - March 16, 2014
Tempe Center for the Arts, Studio Theatre

Recommended for Ages 3 and up

This production is sponsored in part by:



FIRST THINGS FIRST
Ready for School. Set for Life.
azftf.gov

DICKINSON WRIGHT
MARISCAL WEEKS

DR. SEUSS' THE CAT IN THE HAT
is presented through special arrangement with Music Theatre
International (MTI).

The Story:

It's a dreary old rainy day and Sally and her brother are stuck inside their house, staring out the window with nothing to do. But everything quickly changes when they hear a "bump" and in walks a cat wearing a red and white striped hat! Sally and her brother quickly discover that the Cat in the Hat is the most playful and mischievous cat they will ever meet. Suddenly the day is transformed by the Cat and his games. Playing indoors has never been so much fun. The pet fish, however, does not approve. He thinks the Cat should leave at once. The Cat declares that he does not wish to leave and then decides to show the children a new game. He promptly bring in a big red box and introduces Thing One and Thing Two to Sally and her brother. Playtime gets crazy with their antics and the children realize the Things must be stopped. They are finally able to catch the Things but the house is in complete disarray! Will their house ever be the same? Can the kids clean up before mom comes home? With some tricks (and a fish) and Thing Two and Thing One, with the Cat in The Hat, the fun's never done!

About Dr. Seuss:

Dr. Seuss is known worldwide as the imaginative master of children's literature. His books include a wonderful blend of invented and actual words, and his rhymes have helped many children and adults learn and better their understanding of the English language. Theodor Seuss Geisel, "Ted" to his friends and Dr. Seuss to his many fans, wrote and drew pictures for most of his life, publishing his first children's book, *And to Think That I Saw it on Mulberry Street*, in 1937. Twenty years later, a book called *Why Johnny Can't Read* and an article of the same name claimed that most books and illustrations intended for children were boring and unimaginative. That's when two publishing companies gave Dr. Seuss a challenge: use 220 vocabulary words for new readers to write a dynamic children's primer. Thus, *The Cat in the Hat* was created.

Themes/Curricular Ties:

page to stage * rhyming * physical comedy *
imagination * play * literacy * cats * fish *
home alone * following rules * play time *
responsibility * creativity * rainy days * balancing



About Childsplay:

Childsplay is a professional non-profit theatre company of adult actors, performing for young audiences and families.

Our Mission is to create theatre so strikingly original in form, content or both, that it instills in young people an enduring awe, love and respect for the medium, thus preserving imagination and wonder, those hallmarks of childhood that are the keys to the future.

What We Do:

In addition to our weekend public performances, we also offer three theatre experiences for our school audiences: Field Trips, School Tours and Artist in Residence Programs. Field trip performances, where students come to the theater and see a production, can be booked by contacting Beth Olson at 480-921-5757. School Tour Performances, where we come to your school or other location and perform, can be booked by contacting Jaime Fox at 480-921-5751. Artist in Residence Programs, where students do theatre activities in the classroom, can be individually designed to meet the needs of your school or can be based on one of our many existing formats (page to stage, creating original work, use of drama to teach curriculum, professional development for teachers), can be booked by contacting Korbi Adams at 480-921-5745.



Our Home:

The Sybil B. Harrington Campus of Imagination and Wonder at Mitchell Park (formerly Mitchell School) is where you'll find our administrative offices, costume shop, prop shop, rehearsal spaces, and Academy classrooms. We love to hear from our audiences. Send your letters and reviews to:

Address: 900 S. Mitchell, Tempe, AZ 85281

Phone: 480-921-5700

Email: info@childsplayaz.org **Web:** www.childsplayaz.org

Facebook: www.facebook.com/childsplayaz

To help enrich and extend your theatre experience, check out the
360° Theatre Resource Center on our website!

We perform at the Tempe Center for the Arts
700 W. Rio Salado Parkway
Tempe, AZ 85281

Theater Etiquette:

It's helpful to review the rules of theater etiquette before seeing a show, especially since this may be the first live theater experience for some of your students. Please take a moment to discuss the following pointers prior to seeing the performance:

- Use the restroom before seeing the show as we do not have intermission during our school performances.
- Stay seated during the performance.
- Be respectful to the performers and other people in the audience by not talking during the performance. Remember, the actors can see and hear the audience just like the audience can see and hear them.
- Appropriate responses such as applause or laughter are always welcome.
- Food, candy, gum and beverages will not be allowed in the theater/during the performance.
- Use of cell phones (including text messaging), cameras or any other recording device is not allowed in the theatre/during the performance at any time.
- Following the performance (time permitting) there will be a brief question/answer session where audience members will have an opportunity to ask the actors questions about the production.





From l to r: Rebecca Duckworth, Kate Haas, Rudy Ramirez, and Debra K. Stevens

The costume of the puppeteer who manipulates the fish (Ricky Araiza) was designed to suggest “fish.” Notice the lapels and how they resemble fins. The fish puppet as well as the tea pot and all of the other props were inspired by the illustrations and designed and built by Jim Luther (with assistance from his props building team). See the cross hatching on the arms and legs of the Cat’s costume below? It took approximately ten hours to complete just the cross hatching! And it had to be done on all three cat costumes. It takes many people and many hours to produce a theatrical production.

The costumes in Childsplay’s production of *The Cat in the Hat* are based on the illustrations in the Dr. Seuss book. D. Daniel Hollingshead designed the costumes and a team of people (including Daniel) helped to build them. The Cat and the Things all have body suits with a tummy pad attached that they wear under their costumes.




From l to r: Rudy Ramirez, Kate Haas and Katie McFadzen. Photos: Tim Trumble



A sneak peek at Childsplay's production of:

The Cat in the Hat

By Katie Mitchell
Adapted from the Book
by Dr. Seuss



January 26 - March 16, 2014
Tempe Center for the Arts Studio
Ages 3 and up

The Story: From the moment his tall, red-and-white-striped hat appears at their door, Sally and her brother know that the Cat in the Hat is the most mischievous cat they will ever meet. Suddenly a rainy afternoon is transformed by the Cat and his antics. Will their house ever be the same? Can the kids clean up before mom comes home? With some tricks (and a fish) and Thing Two and Thing One, with the Cat in The Hat, the fun's never done!

Themes/Curricular Ties:

page to stage * rhyming * physical comedy *
imagination * play * literacy * cats * fish *
home alone * following rules * play time *
responsibility * creativity * rainy days * balancing

Questions to ask before seeing the production:

- 1) What do you know about *The Cat in the Hat*? Have you read the book? What are some pictures you remember seeing?
- 2) Have you ever stayed at home alone with a brother or sister? What did you do to stay busy?
- 3) What does it mean to be responsible?
- 4) What are the rules in your house? What are the rules in your classroom? What happens when rules are broken?

Questions to ask after seeing the production:

- 1) How was the play similar to the book? How was it different?
- 2) Who were the characters in the play? Where did the play take place? What was the big problem in the play?
- 3) At the end of the play, we hear "What would you do if your mother asked you?" If you had gone through a crazy day like that, would you tell your mom (or dad) all of the details? Why or why not?

Interesting Internet Links:

<http://pbskids.org/catinthehat/printables/>
-online activities connected to *The Cat in the Hat*
<https://www.earlymoments.com/Fun-Activities/The-Cat-in-the-Hat-Fun-Activities/>
-some *Cat in the Hat* printables
<http://www.biography.com/people/dr-seuss-9479638>
-Dr. Seuss biography

Books to Check Out:

The Cat in the Hat Comes Back by Dr. Seuss
One Fish Two Fish Red Fish Blue Fish by Dr. Seuss
The Rainbow Fish by Marcus Pfister
This Is Not My Hat by Jon Klassen
Hop on Pop by Dr. Seuss

Activities Connected to Arizona Common Core Standards

15

Minute Activity

Using bodies, create a cleaning machine like the one the Cat used. One person starts by choosing a movement and a sound for their part of the machine. Then others add on one at a time becoming a different part of the machine. Place some objects around the room and work together to clean them up. See if you can start the machine up and then slow it down and stop.
Theatre: S1: C2: PO 102

30

Minute Activity

Cat rhymes with hat and what else? Use the stripes in the Cat's hat to write down words that rhyme with cat. A good template can be found at http://printables.atozteacherstuff.com/download/seuss/hat_at.pdf or there are others to choose from at <http://printables.atozteacherstuff.com/1934/hat-printables-for-dr-seuss-cat-in-the-hat-or-just-hats/>. We know the cat's hat is red and white but color it however you want to! AZ K.RF.2, <http://www.corestandards.org/ELA-Literacy/RF/K/2/a>

45

Minute Activity

The Things like to fly their kites. What shape is a kite? Practice drawing a diamond shape. Draw a big diamond on a piece of construction paper (or use this template http://www.nuttinbutpreschool.com/wp-content/uploads/2013/02/kite_coloring.png). Color it and add decorations and then cut it out. Use a string for the tail and add some bows. Hang on the wall or in a window.

For more extensive resources go to www.childsplayaz.org



About Childsplay:

Childsplay is a professional non-profit theatre company of adult actors, performing for young audiences and families.

Our Mission is to create theatre so strikingly original in form, content or both, that it instills in young people an enduring awe, love and respect for the medium, thus preserving imagination and wonder, those hallmarks of childhood that are the keys to the future.

What We Do:

In addition to our weekend public performances, we also offer three theatre experiences for our school audiences: Field Trips, School Tours and Artist in Residence Programs. Field trip performances, where students come to the theater and see a production, can be booked by contacting Beth Olson at 480-921-5757. School Tour Performances, where we come to your school or other location and perform, can be booked by contacting Jaime Fox at 480-921-5751. Artist in Residence Programs, where students do theatre activities in the classroom, can be individually designed to meet the needs of your school or can be based on one of our many existing formats (page to stage, creating original work, use of drama to teach curriculum, professional development for teachers), can be booked by contacting Korbi Adams at 480-921-5745.



Our Home:

The Sybil B. Harrington Campus of Imagination and Wonder at Mitchell Park (formerly Mitchell School) is where you'll find our administrative offices, costume shop, prop shop, rehearsal spaces, and Academy classrooms. We love to hear from our audiences. Send your letters and reviews to:

Address: 900 S. Mitchell, Tempe, AZ 85281

Phone: 480-921-5700

Email: info@childsplayaz.org **Web:** www.childsplayaz.org

Facebook: www.facebook.com/childsplayaz

To help enrich and extend your theatre experience, check out the
360° Theatre Resource Center on our website!

We perform at the Tempe Center for the Arts
700 W. Rio Salado Parkway
Tempe, AZ 85281

Theater Etiquette:

It's helpful to review the rules of theater etiquette before seeing a show, especially since this may be the first live theater experience for some of your students. Please take a moment to discuss the following pointers prior to seeing the performance:

- Use the restroom before seeing the show as we do not have intermission during our school performances.
- Stay seated during the performance.
- Be respectful to the performers and other people in the audience by not talking during the performance. Remember, the actors can see and hear the audience just like the audience can see and hear them.
- Appropriate responses such as applause or laughter are always welcome.
- Food, candy, gum and beverages will not be allowed in the theater/during the performance.
- Use of cell phones (including text messaging), cameras or any other recording device is not allowed in the theatre/during the performance at any time.
- Following the performance (time permitting) there will be a brief question/answer session where audience members will have an opportunity to ask the actors questions about the production.





Childsplay's
360° Theatre Resources
Printables for Kids

The Cat in the Hat

By Katie Mitchell

Adapted from the Book
by Dr. Seuss



Directed by **David Barker**

Scenic Design by **John Emery**

Costume Design by **D. Daniel Hollingshead**

Lighting Design by **Jennifer Setlow**

Sound Design by **Chris Neumeyer**

Stage Manager: **Sarah Chanis**

The Cast

Cat.Katie McFadzen
Boy.Rudy Ramirez
Girl.Kate Haas
Fish.Ricky Araiza
Thing 1.Debra K. Stevens
Thing 2.Rebecca Duckworth

January 26 - March 16, 2014

Tempe Center for the Arts, Studio Theatre

Recommended for Ages 3 and up

This production is sponsored in part by:



FIRST THINGS FIRST
Ready for School. Set for Life.
azftf.gov

DICKINSON WRIGHT
MARISCAL WEEKS

Here are some things to think about
and some activities to do now that
you've seen *The Cat in the Hat*,
performed by Childsplay:

- Which character did you identify with mostly and why? If you could play any of the characters in the play, which one would you want to play? Why? What was your favorite part of the play?
- Think about the costumes, scenery, props, music and sound effects that were used in the production. What was something about the scenery that you liked? If you were a scenic or costume designer, what would you have done differently? How did the music and sound effects contribute to the production?
- What was the big problem in the play? How was the problem solved?
- How was the play different from the book? Which parts of the book weren't included in the play? If those parts were to be added to the play, how would you envision the staging of the scenes?



We love to hear from our audiences. Send your comments, questions and/or reviews to:

Childsplay
900 S. Mitchell
Tempe, AZ 85281

Or you can email us: info@childsplayaz.org

For more information about Childsplay including information on our Academy classes for students, go to our website:
www.childsplayaz.org

The story of *The Cat in the Hat* is written in rhyme.

Thinking about rhyming:



What rhymes with CAT?

What about THING?

And FISH?

RAKE?

BOX?

PLAY?

Color the picture below and draw a kite coming from the Thing's hand!



Color me!



Color me!





15 Minute Activities:

1) Using bodies, create a cleaning machine like the one the Cat used. One person starts by choosing a movement and a sound for their part of the machine. Then others add on one at a time becoming a different part of the machine. Place some objects around the room and work together to clean them up. See if you can start the machine up and then slow it down and stop.
Theatre: S1: C2: PO 102

2) As a class, make a list of words that you remember from the play. Find at least three words that rhyme with each word on your list. You can do this as a class or individually and have a contest to see who can finish first.
A2K.RF.2; 1.R.F.2

3) Assign each student a Thing number. Pair each Thing with another Thing and have them come up with their own secret thing handshake. Share with the class.
Theatre: S1: C3: PO108

4) Working in your own space, and using just your body and your imagination, explore these ways to move: shake with fear, tip your hat, catch something with a net, fly a kite, clean up a mess, move like a cat, move like a fish, move like a thing. What are some other ways characters from the play moved? Try those, too!
Theatre: S1: C4; PO103

30 Minute Activities:

1) Cat rhymes with hat and what else? Use the stripes in the Cat's hat to write down words that rhyme with cat. A good template can be found at http://printables.atozteacherstuff.com/download/seuss/hat_at.pdf or there are others to choose from at <http://printables.atozteacherstuff.com/1934/hat-printables-for-dr-seuss-cat-in-the-hat-or-just-hats/>. We know the cat's hat is red and white but color it however you want to!
AZ K.RF.2

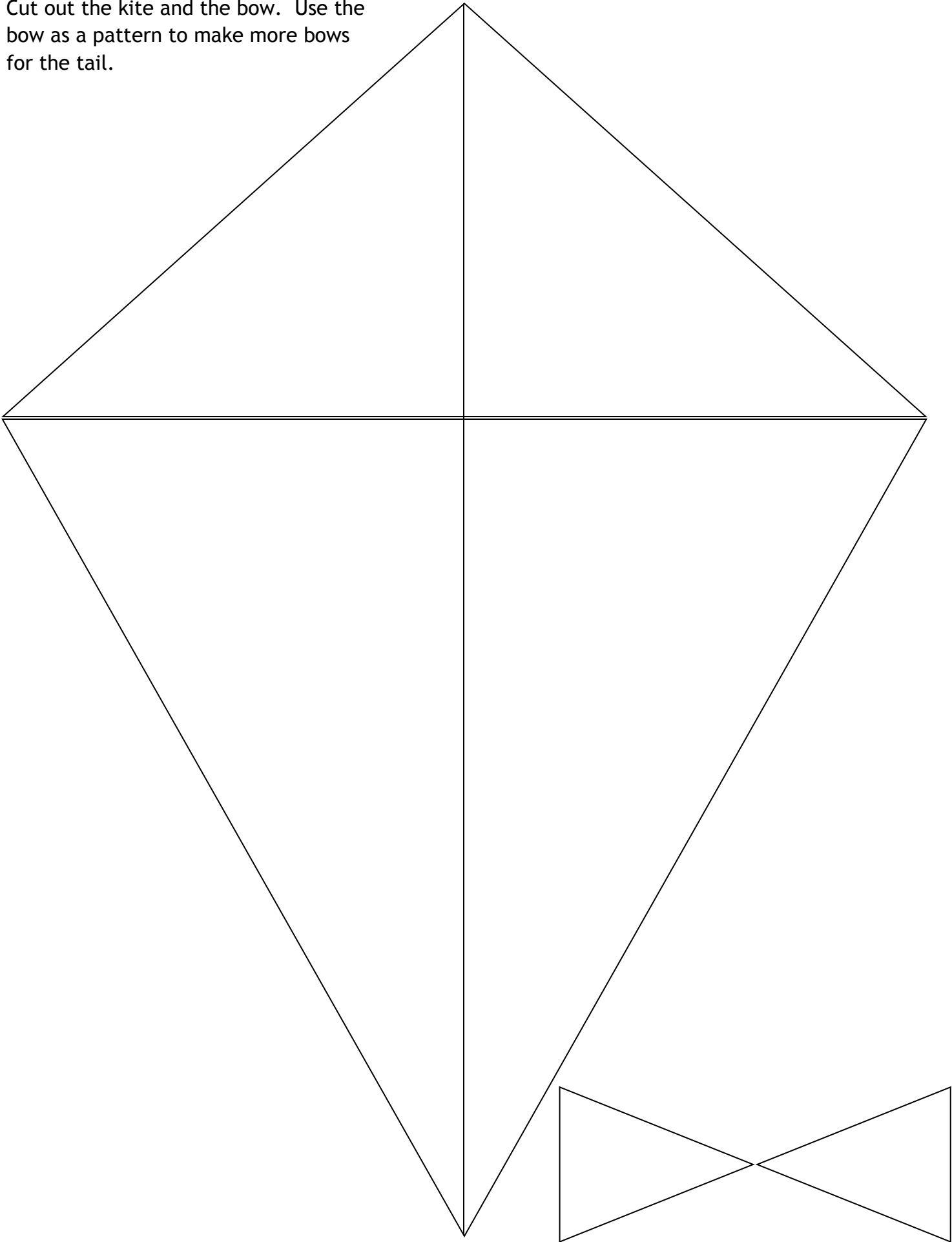
2) The Things like to fly their kites. What shape is a kite? Practice drawing a diamond shape. Draw a big diamond on a piece of construction paper or use the pattern on the next page. Color it and add decorations and then cut it out. Use a string for the tail and add some bows. Hang on the wall or in a window.
AZ2.G1: 3.G.1

3) As a class, read the book (or parts of it). Discuss which parts of the book would be fun to dramatize. Divide into small groups, pick a scene and play out the scene. Share with the class if time allows.
Theatre: S1: C3: PO104

4) What are some of the things that the cat balances? In teams of 3 or 4, work together to find ways to balance a number of (safe) objects from home or your classroom all at once. Share your balancing act with the rest of the class.
Theatre: S1: C3: PO104

5) When the cat is balancing the objects and starts to fall, the action goes into slow motion. Divide into groups of 4 or 5. Talk about different actions or things that could happen that would be interesting in slow motion and then work together to create a slow motion scene. Make sure your scene has a beginning, middle and end and tells a story through movement. Share with the class.
Theatre: S1: C4: PO104; C5: PO103

Cut out the kite and the bow. Use the bow as a pattern to make more bows for the tail.





Childsplay's 360° Theatre Resources: *The Cat in the Hat*

Booklist and Websites

2013-2014 Season

www.childsplayaz.org

Rhyming

Giraffe's Can't Dance by Giles Andreae
I Ain't Gonna Paint No More by Karen Beaumont
Moo, Baa, LaLaLa by Sandra Boynton
The Truck is Stuck by Kevin Lewis
Chicka Chicka Boom Boom by Bill Martin Jr.
One Duck Stuck by Phyllis Root

Other Dr. Seuss Books

Fox in Socks
Green Eggs and Ham
One Fish Two Fish Red Fish Blue Fish
The Lorax
The Sneetches
Yertle the Turtle

Imagination

Roxaboxen by Barbara Cooney
The Adventures of Fish and Snail by Deborah Freedman
Martin on the Moon by Marine Audet
If All the Animals Came Inside by Eric Pinder
Not a Box by Antoinette Portis

Creativity

The Obstinate Pen by Frank Dormer
Penny and Her Song by Kevin Henkes
The Dot by Peter Reynolds
Tuesday by David Wiesner

Play

That Rabbit Belongs to Emily Brown by Cressida Cowell
Let's Do Nothing! by Tony Fucile
Pretend by Jennifer Plecas
Princess Super Kitty by Antoinette Portis

Cats

Bad Kitty by Nick Bruhl
Millions of Cats by Wanda Gag
Kitten's First Full Moon by Kevin Henkes
Pete the Cat by Eric Litwin
How to Be a Cat by Nicki McClure

Fish

The Pout Pout Fish by Deborah Diesen
Pattern Fish by Trudy Harris
Fish Is Fish by Leo Lionni
I'm the Biggest Thing in the Ocean by Kevin Sherry

Responsibility

It Wasn't My Fault by Helen Lester
Just a Mess by Mercer Meyer
A Sick Day for Amos McGee by Phillip Stead
Brave Irene by William Steig
Something Beautiful by Sharon Dennis Wyeth

Following Rules

Animals Don't So I Won't! by David Derrick
Back to School Rules by Laurie B. Freedman
No, David! by David Shannon
Don't Let the Pigeon Drive the Bus! by Mo Willems

Rainy days

Rain! by Linda Ashman
Rainstorm by Barbara Lehman
Cloudette by Tom Lichtenheld
The Napping House by Don and Audrey Wood
Umbrella by Taro Yashima

Interesting Internet Links

<http://kindergartenlessonplans.org/2711/the-cat-in-the-hat/>

-links to great lessons and activities and even a video of the book read by Mrs. Obama and her daughters

<http://www.seussville.com/#/characters>

-learn more about any Dr. Seuss character

<http://www.biography.com/people/dr-seuss-9479638>

-a biography of Dr. Seuss

<http://pbskids.org/catinthehat/printables/>

-online activities connected to *The Cat in the Hat*

<https://www.earlymoments.com/Fun-Activities/The-Cat-in-the-Hat-Fun-Activities/>

-some *Cat in the Hat* printables

