



Published by Random House Children Books, a division of Random House, Inc.
 © 1961 by P.D. Eastman. © renewed 1989 by Mary L. Eastman. All rights reserved.

Go, Dog. Go!

By Allison Gregory and Steven Dietz
 Based on the book by P.D. Eastman
 Music by Michael Koerner

Directed by David Saar

Musical Direction by Alan Ruch

Choreography by Frances Cohen

Costume Design by Kish Finnegan

Scenic Design by Kimb Williamson

Lighting Design by Paul Black

Stage Manager: Samantha Ries



MC Dog. Jon Gentry
 Red Dog. Scott Withers
 Blue Dog. Dwayne Hartford
 Yellow Dog. Jenn Taber
 Green Dog. Deb Stevens
 Hattie/Spotted Dog. Katie McFadzen
 Musician. Rob Witmer

January/February, 2005, Tempe Performing Arts Center
 March, 2005, Pima Community College Center for the Arts

This production is supported by:



With additional support from:
 Arizona ArtShare
 Arizona Commission on the Arts
 City of Tempe/Tempe Municipal
 Arts Commission
 National Endowment for the Arts
 Phoenix Office of Arts and Culture
 Tucson/Pima Arts Council

Printing donated by:



Childsplay's Student Activity Guide For Go, Dog. Go!



Today you saw a production of *Go, Dog. Go!* performed by Childsplay. Here are some things to think about and some activities to do now that you've seen the show!

Tell your family and/or friends about the play!

- Who were the characters? Which character was your favorite and why? What did the characters do? What was your favorite part of the play? How was the play similar to the book? Different?
- Talk about the costumes, scenery, props and sound that were used in the production. Draw pictures to help describe the different costumes and scenery.
- Think about the character Hattie and the hats she wears throughout the play. The last one is wild and fun and has lots of interesting things on it. Create your own wacky hats with your friends! Use a real hat as a base or make one out of fabric or cardboard. Add all sorts of weird and wonderful objects to your hat. Wear your hats and have a hat fashion show for an audience!




Read the book! *Go, Dog. Go!* Is available at your local library or bookstore! Want it *en español*? Look for *Ve, Perro. Ve!*

Childsplay is Arizona's professional theatre company for young audiences. We love to hear from our audience members! You can write to us at:



Childsplay
 PO Box 517
 Tempe, AZ 85280
 Or call us at 480-350-8101 or 1-800-583-7831 (in AZ only)

Email us at: info@childsplayaz.org
 Our Web Site is: www.childsplayaz.org



Count the Dogs. There are thirteen dogs. Don't believe me? Count again!



Things To Do Now That You've Seen the Show!

Count the Dogs!!
How many dogs can you count on these two pages? Look carefully, there might be some that are difficult to see! The answer is on the bottom of the first page.

Make some Doggie Biscuits!

You'll need:



- 3/4 cup hot water
- 1/3 cup margarine
- 1/2 cup powdered milk
- 1/4 teaspoon salt
- 1 egg - beaten
- 1 tablespoon honey
- 3 cups whole-wheat flour




In large bowl pour hot water over the margarine. Stir in powdered milk, salt, honey and egg. Add flour, 1/2 cup at a time. Knead for a few minutes to form stiff dough. Pat or roll to 1/2 inch thickness. Cut with cookie cutters. Bake at 325 degrees for 50 minutes. Cool. They will be quite hard. Now, give a dog a bone!

How many words can you think of that have the letters D-O-G in them?? Have a contest with a friend to see who can come up with the most words in 5 minutes!


Help the dog to find the bone!



Color the dog!



Find the hidden words!



They can go up, down, across, backwards or diagonally!

- DOG
- GO
- YELLOW
- GREEN
- BLUE
- HAT
- CAR
- TREE
- BOAT
- SKATE

D	V	V	X	D	D	N	Y
Z	E	E	R	T	Z	E	X
C	K	Y	U	P	L	E	R
N	Z	B	T	L	T	R	A
T	R	C	O	A	B	G	C
K	B	W	K	O	H	O	Y
W	M	S	A	T	F	D	Z
K	J	T	Q	M	E	P	K